

LPC SERIES -Deep Cycle

LPC12-5.6 (12V5.6AH)

Specification

Nominal Voltage	12V		
Nominal Capacity(20HR)	5.6AH		
Dimension	Length	90±1mm (3.54 inches)	
	Width	70±1mm (2.76 inches)	
	Container Height	101±2mm (3.98 inches)	
	Total Height (with Terminal)	107±2mm (4.21 inches)	
	Approx Weight	Approx 1.77 Kg (3.90lbs)	
Terminal	T1 / T2		
Container Material	ABS		
Rated Capacity	5.60 AH/0.28A	(20hr , 1.80V/cell,25°C/77°F)	
	5.26 AH/0.526A	(10hr, 1.80V/cell,25°C/77°F)	
	4.69 AH/0.94A	(5hr, 1.75V/cell,25°C/77°F)	
	4.30 AH/1.43A	(3hr, 1.75V/cell,25°C/77°F)	
	3.60 AH/3.60A	(1hr, 1.60V/cell,25°C/77°F)	
Max. Discharge Current	84A (5s)		
Internal Resistance	Approx 25.0mΩ		
Operating Temp.Range	Discharge	:-15~50°C (5~122°F)	
	Charge	: 0~40°C (32~104°F)	
	Storage	:-15~40°C (5~104°F)	
Nominal Operating Temp. Range	25±3°C (77±5°F)		
Cycle Use	Initial Charging Current less than 1.68A. Voltage	14.4V~15.0V at 25°C(77°F)Temp. Coefficient -30mV/°C	
	Standby Use	No limit on Initial Charging Current Voltage 13.5V~13.8V at 25°C(77°F)Temp. Coefficient -20mV/°C	
Capacity affected by Temperature	40°C (104°F)	103%	
	25°C (77°F)	100%	
	0°C (32°F)	86%	
Self Discharge	Leoch LPC series batteries may be stored for up to 6 months at 25°C(77°F) and then a freshening charge is required. For higher temperatures the time interval will be shorter.		



Applications

- ◆ Electric tools
- ◆ Vehicle in place of walking
- ◆ Lawn mowers
- ◆ Golf trolleys and golf cart
- ◆ Portable apparatus, lights and instruments;
- ◆ Electric toys
- ◆ Illumination light
- ◆ Fire alarms
- ◆ Portable power
- ◆ Wheelchairs
- ◆ Medical equipments.



Constant Current Discharge (Amperes) at 25 °C (77°F)

F.V/Time	10min	15min	20min	30min	45min	1h	2h	3h	4h	5h	6h	8h	10h	20h
1.85V/cell	8.20	6.90	6.03	4.34	3.45	2.78	1.69	1.31	1.05	0.85	0.74	0.600	0.497	0.277
1.80V/cell	10.48	8.34	7.13	5.12	4.01	3.12	1.85	1.41	1.12	0.91	0.79	0.636	0.526	0.280
1.75V/cell	11.51	9.11	7.67	5.31	4.16	3.26	1.92	1.43	1.15	0.94	0.81	0.647	0.532	0.283
1.70V/cell	12.55	9.72	8.06	5.53	4.32	3.36	1.99	1.47	1.18	0.96	0.83	0.656	0.537	0.288
1.65V/cell	13.54	10.34	8.56	5.83	4.43	3.48	2.05	1.53	1.22	0.99	0.85	0.667	0.548	0.292
1.60V/cell	14.70	11.05	9.12	6.16	4.62	3.60	2.12	1.58	1.26	1.02	0.87	0.673	0.554	0.293

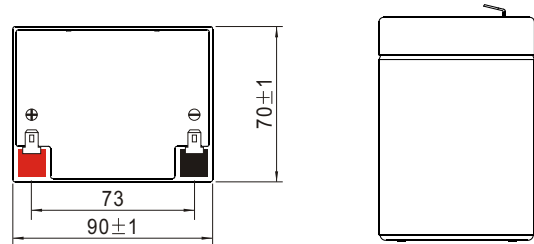
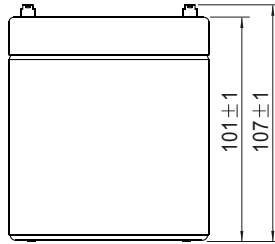
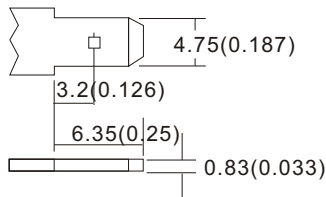
Constant Power Discharge (Watts/cell) at 25 °C (77°F)

F.V/Time	10min	15min	20min	30min	45min	1h	2h	3h	4h	5h	6h	8h	10h	20h
1.85V/cell	15.3	13.0	11.5	8.34	6.67	5.40	3.30	2.55	2.06	1.67	1.46	1.187	0.984	0.555
1.80V/cell	19.3	15.5	13.4	9.72	7.69	6.01	3.58	2.73	2.19	1.79	1.56	1.257	1.042	0.560
1.75V/cell	20.9	16.7	14.3	10.0	7.94	6.27	3.70	2.78	2.24	1.83	1.60	1.277	1.052	0.564
1.70V/cell	22.5	17.7	14.9	10.4	8.23	6.45	3.84	2.85	2.29	1.87	1.63	1.294	1.061	0.574
1.65V/cell	24.1	18.8	15.8	10.9	8.41	6.64	3.94	2.96	2.36	1.92	1.66	1.313	1.082	0.581
1.60V/cell	25.7	19.8	16.6	11.4	8.68	6.82	4.04	3.04	2.43	1.98	1.70	1.324	1.093	0.583

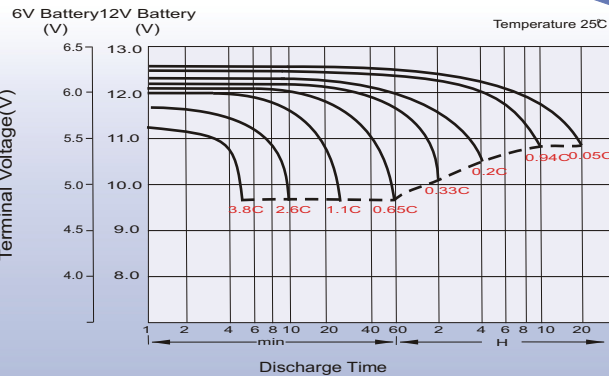
Dimensions

T1 Terminal

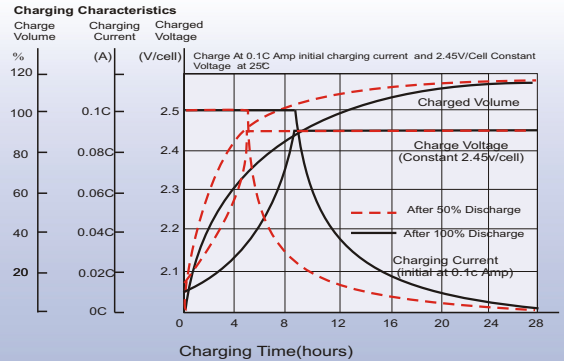
Unit: mm [inches]



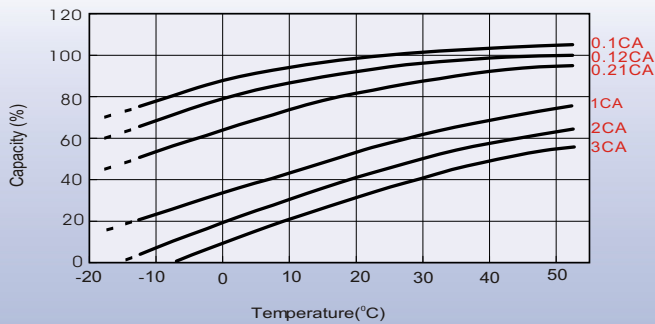
Discharge Characteristics



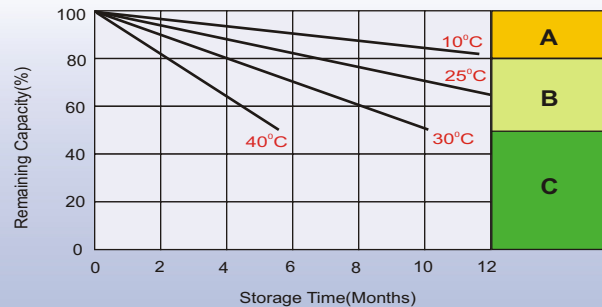
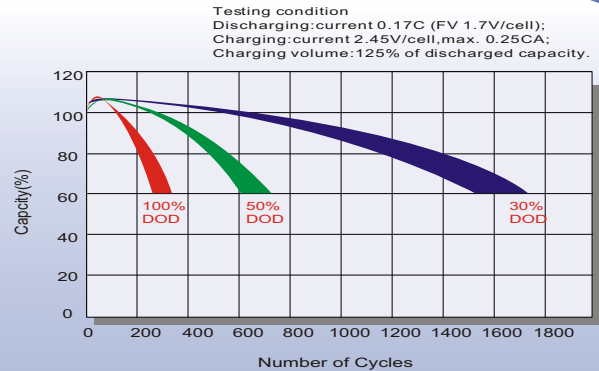
Charging Characteristics (cycle use)



Temperature Effects in Relation to Battery Capacity



Cycle Life in Relation to Depth of Discharge



Self Discharge Characteristics

- A** No supplementary charge required (Carry out supplementary charge before use if 100% capacity is required.)
- B** Supplementary charge required before use. Optional charging way as below:
 - Charged for above 3 days at limited current 0.25CA and constant volatge 2.25V/cell.
 - Charged for above 20 hours at limited current 0.25CA and constant volatge 2.45V/cell.
 - Charged for 8~10 hours at limited current 0.05CA .
- C** Supplementary charge may often fail to recover the capacity. The battery should never be left standing till this is reached.

Sales Office

China sales office:

Add: 5th Floor, Xinbaohui Bldg., Nanhai Blvd.,
Nanshan, Shenzhen, China. 518052
Tel: +8 6-755-86036060 (100 lines)
Fax: +86-755-26067269
E-mail: export@leoch.com
Http://www.leoch.com

North America sales office:

Add: 19751 Descartes, Unit A,
Foothill Ranch, CA 92610, USA
Tel: 949-588-5853
Fax: 949-588-5966
E-mail: sales@leoch.us
Http://www.leoch.us

Europe sales office:

Add: 9B Wheatstone Park, Waterwells
Business Park, Gloucester, GL2 2AQ. UK.
Tel: +44(0) 01452 729428
Fax: +44 (0)1452-690125
E-mail: Sales.Europe@leoch.com

Singapore sales office:

Add: No.53, Ubi Avenue 1, #03-21 Paya
Ubi Industrial Park, Singapore 408934
Tel: + 65 6841 6629
E-mail: sales.sg@leoch.com

HongKong sales office:

Add: Unit 3910, 39/F, Cable TV Tower, No.9
Hoi Shing Road, Tsuen Wan, NT.H.K
Tel: +852 3578 6666
E-mail: sales.hk@leoch.com